

# CPB new threshold

In comparison to last season - Lowering the threshold

07 Dec 22

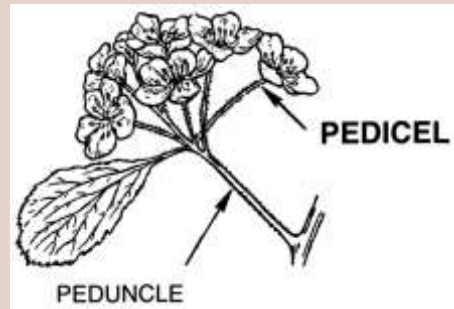
## Standard Guidelines

1. When tags appears inside flowers area - don't tag, only if the structure is perfect.
2. Spaces between leaves - FP -notice the boundaries of the shape to understand the flat/round 3D structure. Pay attention to the soil color and additional aspects within the scene
3. In general, if the image is full with disturbances, don't tag/approve blurry cases
4. The lowest threshold - only fat round shape
5. If most of the insect is hidden - don't tag/approve - only for instars (adults are easier to identify even if the CBP is hidden)
6. Dark color - If the color is too dark all over the body - it doesn't fit CPB

# Standard Guidelines

## 1. How does flowers area look like?

- Organs
- Open/close
- Colors




# Standard Guidelines

1. When tags appear inside flowers area - **don't tag/approve**, only if the structure is perfect.



# Standard Guidelines

1. When tags appears inside flowers area - **don't tag/approve**, only if the structure is perfect.



# Standard Guidelines


1. When tags appear inside flowers area - don't tag!

**Yes tag it - only if the structure is perfect.**



# Standard Guidelines

2. Spaces - FP - **boundaries** of the shape - to understand the flat/round 3D structure. notice the **soil color** within the scene.



2. Spaces - FP - **boundaries** of the shape - to understand the flat/round 3D structure. notice the **soil color** within the scene.



# Standard Guidelines

3. In general, if the image is full with disturbances (glares), don't approve the suspected blurry cases



# Standard Guidelines

## 4. Minimum cases - only fat round shape



Black Head ❌

Black Dots along the Abdomen ❌

Black Stripes on the neck ❌

Metallic Orange Color ✔️

Round - oval shape ✔️

**New Threshold**

Although we **do not see** some of the CPB instar "features" (dots, neck, separation between body parts),  
We **do see** the **round shape - 3D** and the **suitable color - Approve.**

**Below this - we don't want to approve.**

# Standard Guidelines

## 4. Minimum cases - only fat round shape



Black Head ✘

Black Dots along the Abdomen ✘

Black Stripes on the neck ✘

Metallic Orange Color ✔

Round - oval shape ✔

New Threshold

Although we **do not see** some of the CPB instar "features" (dots, neck, separation between body parts),  
We **do see** the **round shape - 3D** and the **suitable color - Approve.**

**Below this - we don't want to approve.**

# Standard Guidelines

Black Head ❌

Black Dots along the Abdomen ❌

Black Stripes on the neck ❌

Metallic Orange Color ✔️

Round - oval shape ❌

**NOT Threshold**

5. If most of the suspected insect is **hidden** - don't tag/approve - mostly for **instars** (adults are usually easier to understand, even when the CPB is hidden)



?



# Standard Guidelines

6. Dark color - if the head is dark and the rest of the body is lighter - this is a logical case of CPB.

**If the color is too dark all over the body - it doesn't make sense - don't tag/approve!**



## Standard Guidelines

6. Dark color - if the head is dark and the rest of the body is lighter - this is a logical case of CPB.

**If the color is too dark all over the body - it doesn't make sense - don't tag/approve!**



# Standard Guidelines

6. Dark color - if the head is dark and the rest of the body is lighter - this is a logical case of CPB.



## Standard Guidelines

1. When tags appears inside flowers area - don't tag, only if the structure is perfect.
2. Spaces between leaves - FP -notice the boundaries of the shape to understand the flat/round 3D structure. Pay attention to the soil color and additional aspects within the scene
3. In general, if the image is full with disturbances, don't tag/approve blurry cases
4. The lowest threshold - only fat round shape
5. If most of the insect is hidden - don't tag/approve - only for instars (adults are easier to identify even if the CBP is hidden)
6. Dark color - If the color is too dark all over the body - it doesn't fit CPB

# Refinements

## Refinement session - new examples - 5/12

tags validated (QA)	202	total error	8.91%			tags validated (QA)	337	total error	9.50%
total tags	500	approved error	10.11%			total tags	5019	approved error	13.25%
% sample	40.40%	deleted error	7.08%			% sample	6.71%	deleted error	5.85%

Unfortunately, we came across “easy” errors in your last performance. Errors which we already discussed on.

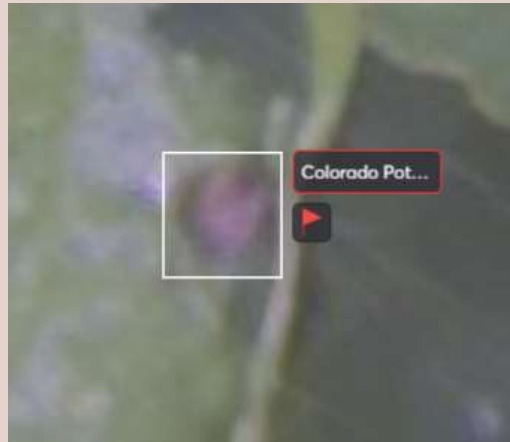
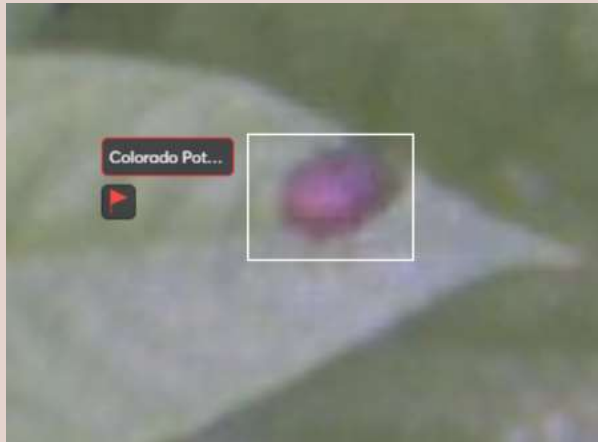
First - let's repeat the internal session we sent you + if you have any following questions  
 Second - New examples we would like you to learn from

FP - deleted tags

**Valid color:**

**In our training material we mention red metallic, orange color quite often  
Additional focus should contain this color as well - metallic purple**

**\*of course as long as the shape and other factors suits our standards**



**Please differentiate metallic purple from usual purple (usually space / disturbance)**

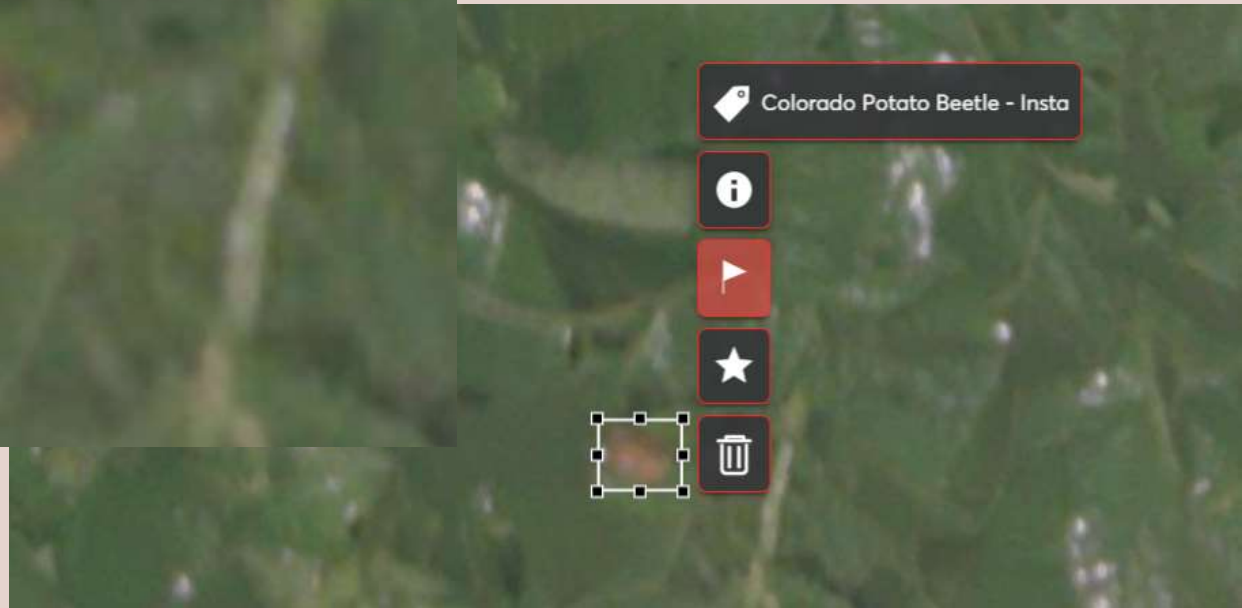
## FP - deleted tags

The entire surrounding is full with instars! + If i should focus on the specific tag, even if the blurriness exists, the color and 3D shape are there, what else could it be?



FP - deleted tags

**If i should focus on the specific tag, even if the blurriness exists, the color and 3D shape are there, what else could it be?**



## **‘what else could it be?’**

**When we ask you and ourselves this question,**

**All of us would like to eliminate other common FP in the scene:**

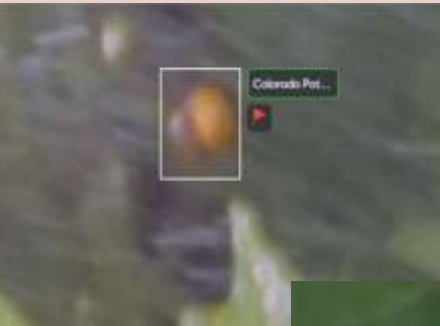
**Necrotic leaf parts, flowers, other insects, image quality disturbances and noises**

**All the above can be examined while you notice the tag’s environment with the proper zoom level**

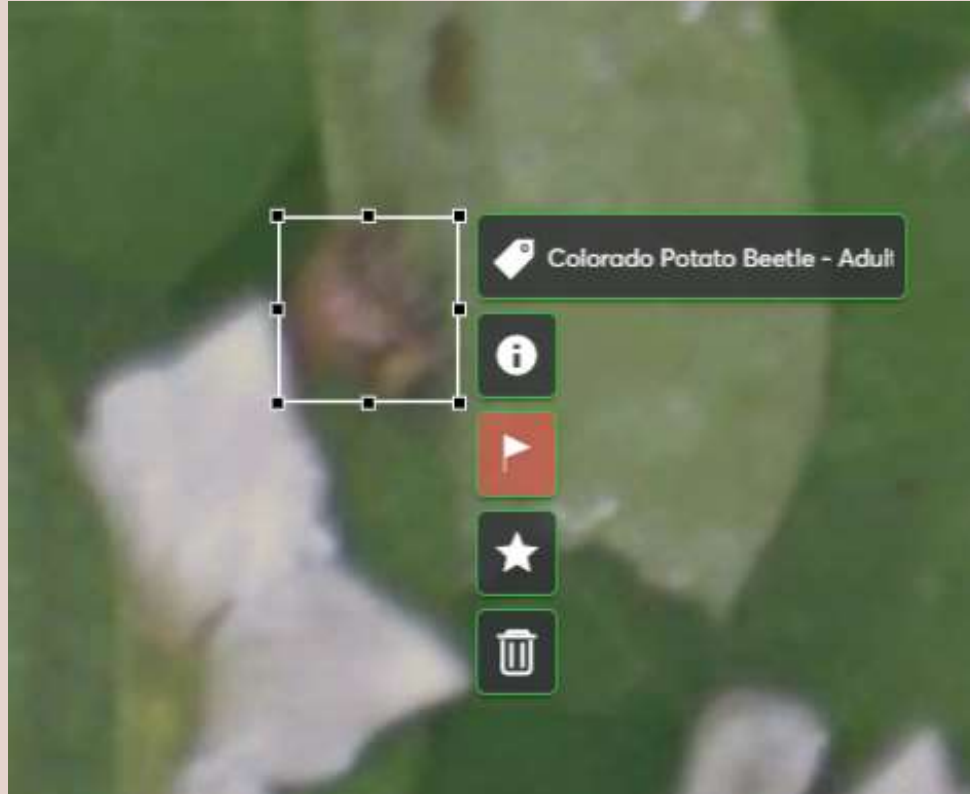
## FP - approved tags

**Left image - Color is not suitable, probably smearing of certain effects**

**Right image - Shape is not suitable not enough**



## FP - instar approved as adult



Good examples which you approved properly

Well done!


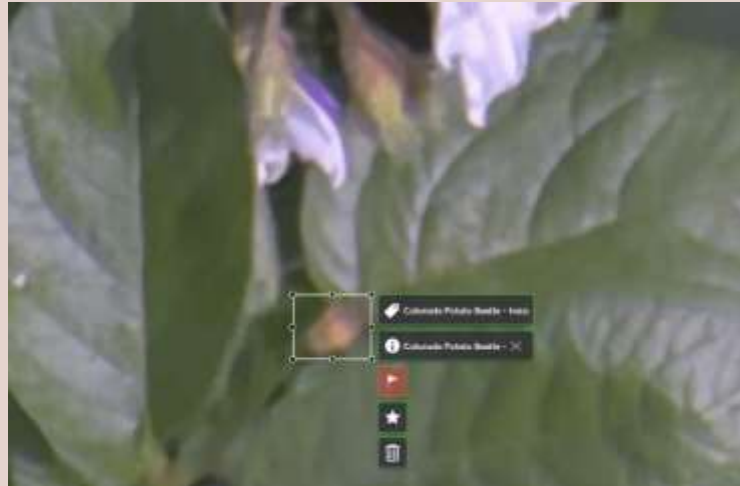
Keep doing so!



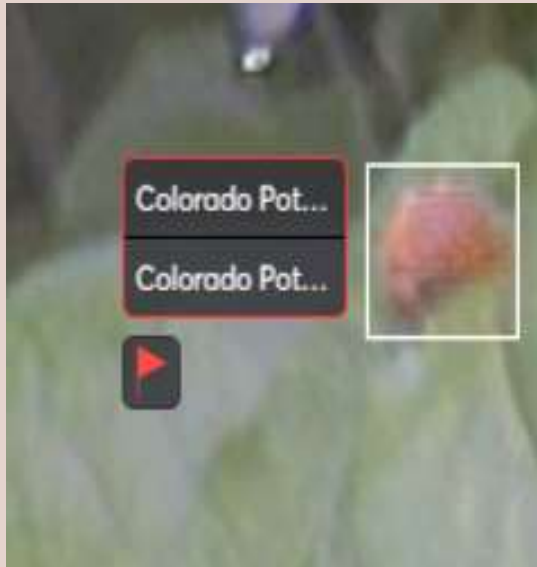
# FP - Spacing between leaves



## FP - Within the flowering area



FP - ???



# CPB instars new threshold

Decrease approvals



10 Jun 24




# Standard Guidelines

1. Must have – a clue for separation between head to oval body
2. Must have - No blurry instances
3. Must have - Color make sense – NO yellow


FP to 1 - clue for separation between head to oval body




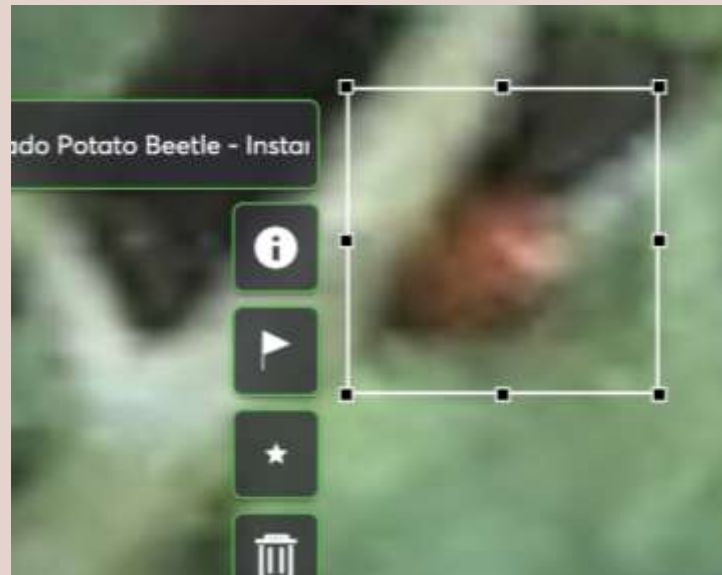
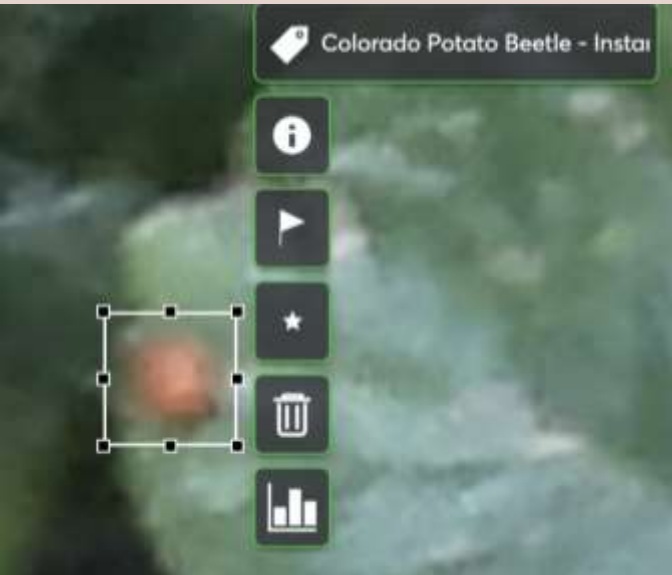
## FP to 2 - No blurry instances




## FP to 2 - No blurry instances



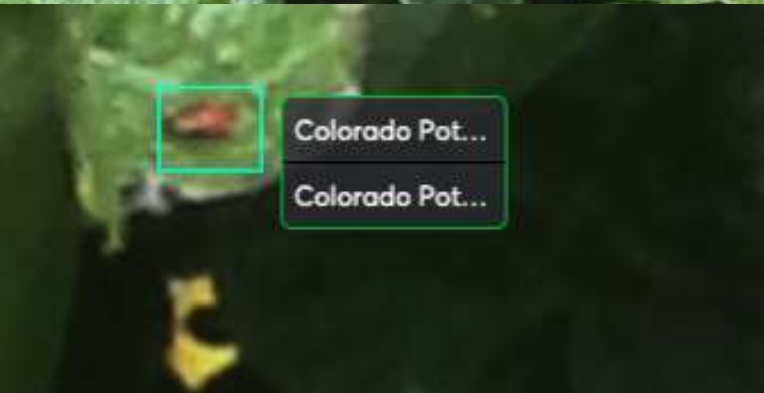
## FP to 2 - No blurry instances



## FP to 3 - Color make sense (NO yellow)



# What yes?



What yes?

